

# Accessory brochure

## 2019



# CONTENT

|  |    |
|--|----|
| Training Center                                  | 04 |
| Products apps: adhesives, welding rod, skirtings | 05 |

## **TOOLS** **06 - 11**

### **MARMOLEUM®** **12 - 15**

|  |    |
|--|----|
| The essential of installation for Marmoleum® | 12 |
| The essential of adhesive for Marmoleum®     | 13 |
| Marmoform Marmoleum®                         | 14 |
| Marmoleum® click skirting & profiles         | 15 |

### **LVT** **16 - 19**

|                                       |    |
|---------------------------------------|----|
| The essential of installation for LVT | 16 |
| The essential of adhesive for LVT     | 17 |
| Profile                               | 18 |
| Skirtings                             | 19 |

### **GLUED PVC** **20 - 25**


|   |         |
|---|---------|
| The essential of installation for glued PVC | 20      |
| The essential of adhesive for glued PVC     | 21      |
| Profiles & technical skirtings              | 22 - 23 |
| Decorative skirtings                        | 24      |
| Accessibiliy                                | 25      |

### **LOOSELAY PVC** **26 - 27**

|  |    |
|--|----|
| The essential of installation for looselay PVC | 26 |
| Skirtings                                      | 27 |

### **FLOTEX** **28 - 29**

|   |    |
|---|----|
| The essential of installation & adhesive for Flotex | 28 |
| Artline strips                                      | 29 |



## TEXTILE

**30 - 31**

The essential of installation & adhesive for textile

30

Coral profiles

31

## WETROOM

**32 - 33**

The essential of installation & adhesive of wetroom

32

Profiles & siphon

33

## COLOREX

**34 - 35**

The essential of installation & adhesive for Colorex

34

Profiles

35

## UNDERLAYMENT

**36 - 37**

Sarlibase

36

Other underlayers

37

## USEFUL INFORMATION

**38 - 39**

Adhesive table

38

Special order

39





Forbo has 2 training center to welcome you:  
**Reims - Montpellier**

### Training adapted of your needed and request

- 7 training session with short duration of 2 to 5 days.
- short theoretical part and a long practical part.
- 2 levels: standard installation or technical installation
- Please find below the list of the different training sessions offered:
  - PVC training (standard or technical)
  - Linoléum (standard or technical)
  - Wetroom system (floor and wall)
  - Looselay system
  - Conductive & dissipative installation
  - Cleaning & Maintenance training of all resilient floorcovering
  - Sales reps

#### PVC training **Standard Installation**

This training introduces you to the conditions, preparations and installations of welding (cold & hot) of PVC floorcovering. A presentation of manual & mechanical cleaning and maintenance methods will allow you to advise your clients. PVC family which will be presented are: Sarlon habitat - Primeo modal.

#### Linoleum training **Standard Installation**

This training aim to train professionals in the technical installation of Marmoleum in its different type by using appropriate tools. A presentation of manual & mechanical cleaning and maintenance methods will allow you to advise your clients. Linoleum product which will be presented are: Marmoleum 2.5 mm in sheet - Marmoleum modular.

#### PVC training **Technical Installation**

This training improves you to the conditions, preparations and hot welding realization of PVC floorcovering including coved skirting. A presentation of manual & mechanical cleaning and maintenance methods will allow you to advise your clients. PVC family which will be presented are: Sarlon trafic - Sarlon Tech - Sarlon complete step.

#### Linoleum training **Technical Installation**

This training aim to improve confirmed professionals in linoleum installation or professionals who participated at the first training. This training will initiate trainee to the tips of technical details and specific inlay.

To get more information about training sessions, please contact your sales reps.

# PRODUCTS APPS

3 APPS TO HELP YOU TO PREPARE YOUR INSTALLATION WITH SERENITY: FIND EASILY ADHESIVE, WELDING ROD AND SKIRTING ASSOCIATED TO YOUR FLOORCOVERING.




## Adhesives

An installation in Sarlon Traffic, Marmoleum, Flotex... ? Know the Forbo adhesive recommended and its quantity for a safely installation. Fill the surface and the calculation tools will indicate you the adhesive and the number of bucket to order.



## Welding rod

A lonely welding rod? Or a sheet of floorcovering must be installed but no welding rod? Find the reference of welding rod there is on the box/coil (e.g: VW147) and see with which floor(s) the welding is associated.



## Skirtings

Floorcovering: done!  
Welding rod: done!  
Adhesive: done!  
Skirting: I forgot!  
Find our skirting proposal in association with our floorcovering reference.



Flash-me !



Flash-me !



Flash-me !



# TOOLS

Forbo overall  
**Ref. : 230 + size**

With extendable back.  
Particularly suitable for laying  
flexible flooring: knee pad  
holder, pencil holder, various  
pockets.  
Differents sizes are available  
(some sizes on demand).



Knee pads  
**Ref. : 145**

Foam knee pads for overalls.

Forbo carryset  
**Ref. : 134**

Destiné au transport et au  
déroulement (grâce à son pied  
dépliable) des rouleaux de  
revêtements de sol. Se compose  
de 2 parties (une gauche et une  
droite composées chacune d'un  
étrier de transport, d'un pied  
dépliable et d'un tube  
à 2 plaques octogonales).



Ball dampness meter compact B  
**Ref. : 175**

Perfect for pre-test before calcium  
carbide test. Fast and non-  
destructive indication of moisture.  
Can be used on all subfloor. High  
frequency measurement.



Notched spreader (A1 - A2 - B1)  
25 cm wooden handle (box of 10  
notched spreader)

**Ref. : 182 (A1) / 183 (A2) / 184 (B1)**

Allow to apply right adhesive  
quantity for each floorcovering.



Dampness meter pointes  
**Ref. : 229**

To assess whether or not there is  
any moisture in the support and  
determine its percentage.



CM bottle box  
**Ref. : 228**

To determine the precise humidity  
percent in a concrete slab or floor.  
(in accordance with the DTU53.2  
requirements).



Stainless steel convex ruler set  
**Ref. : 201**

Set of 1x0.60m, 1x2.10m in one box  
h.8cm/diam.20cm.



Knife with 5 blades  
**Ref. : 202 straight blades**  
**Ref. : 203 hook blades**

In aluminum with plastic sheath (with 5  
straight blades or 5 hook blades).



Unrolling Rolly A4  
**Ref. : 166**

Mini unrolling fixed trolley. For floo covering unrolling.  
Rustproof steel structure. A4 dimension. 2 roly are  
recommended for a perfect unrolling.

Forbo trimmer  
**Ref. : 103**

Makes a clean edge to strips so that clean  
joints can be made. it also cuts 5, 10, 15,  
20, 25 and 30 mm wide decorative strips  
(using the different block provided).



Skirting trimmer

**Ref. : 206**

Easy and fast trimming of the skirting without marking.



Scriber spare tips (100 tips)

**Ref. : 149**

For short and long scriber



Cork bonding block

**Ref. : 205**

For bonding hammering without leaving any marks. Dimensions : 300 x 120 x 25mm. Made of cork. Essential for laying flexible flooring.



Scriber blades (6 blades)

**Ref. : 156**

For short and long scriber



Knife for siphon

**Ref. : 200**

To cut flooring so that it will fit into the collar of the PVC floor trap.



LVT guillotine

**Ref. : 178**

For cutting LVT floorings up to 6mm. Max cutting width 210mm. Cutting angle 0-45°.



Bonding hammer

**Ref. : 204**

Bonding of PVC and linoleum tile products and also embedded and flat tufted pieces. Essential for laying flexible flooring.



Long scriber

**Ref. : 101**

For tracing around the periphery of a wall profile by simple transfer. Essential for laying linoleum flooring.



Anti-bounce hammer for LVT

**Ref. : 165**

For assembling LVT click planks together. Shocks absorbed. Does not leave marks.



Short scriber

**Ref. : 102**

For tracing joints, step noisers and for connecting strips with preformed linoleum skirting. Essential for laying linoleum flooring.



Pressure roller

**Ref. : 188**

With 26 ball bearing for comfortable and firm pressing the seam when laying LVT flooring. Through the patented design an optimized force distribution is reached, the seam can be pressed bubble-free up into the edge area. Working width 130mm.



Forbo roller

**Ref. : 212**

The only tool to efficiently transfer adhesive to the back of the flooring. Width 50cm. Weight 50kg. Essential for laying flexible flooring.



# Tools

## Groover

**Ref. : 115**

Groove the joints for hot welding operation.



## Blades for groover (x10)

**Ref. : 116**

Spare blades with round U-end for groover. Hardened steel blade.



## Forbo - Groover

**Ref. : 133**

for easy grooving operation of joint before hot welding. Can fit on a thermal heater.



## Little groover for Floor&Wall

**Ref. : 167**

Ergonomic groover with 2 adjustable blades (3.5mm blades). Easy to use. Grooved up to skirting. Perfect to groove PVC wall covering.



## Thermogroover

**Ref. : 105**

For grooving with straight or curved embedding, edge of skirting... It fits on the fast welding nozzle and makes grooving easier by heating. Uses blades for groover.



## LINO fast welding nozzle

**Ref. : 121**

For hot welding with diameter of 4mm.



## PVC fast welding nozzle

**Ref. : 119**

For hot welding with diameter of 4mm.



## Triangular fast welding nozzle (wall)

**Ref. : 207**

Particularly suitable for wall coverings and also lacquered PVC flooring



## Welding car

**Ref. : 192**

Professional tool to make an easier job with hand hot air tools. For short lanes as well as large areas. Due to front and back rollers the system can lead stabilised in the grooved seam. Working angle adjustable.



## Nozzle brush

**Ref. : 197**

To remove melted rod residues from nozzle.



## Quarter moon knife

**Ref. : 117**

For trimming hot weld in two steps (with trimming guide)



## Trimming guide

**Ref. : 118**

For trimming hot weld in two steps (with quarter moon).



## Sharpening stone

**Ref. : 174**

To sharpen quarter moon knife.



## MOZART trimmer

**Ref. : 190**

For trimming hot weld in two steps with a single tool. (perfect for compact and wall PVC).





#### MOZART Blades

**Ref. : 191**

Blades for Mozart trimmer (x5).



#### Trimmer for difficult trimming

**Ref. : 120**

For trimming hot weld in corners, skirting upstand and back of step.



#### Blades for trimmer (x2)

**Ref. : 208 (6mm) / 209 (12mm) / 210 (flat) / 211 (pointed)**

Blades for difficult trimming.



#### Forked trimmer

**Ref. : 214**

For trimming the weld bead while avoiding surface relief. Trimmer particularly suitable for shower system floors.



# Tools

Hot air Electron

**Ref. : 216**

To heat profile in PVC and floor in PVC and Linoleum for an easier installation.



Resistance for Electron

**Ref. : 216R**



Hot welding gun TRIAC ST

**Ref. : 217**

For making welds in flexible flooring.  
Power 1600W.  
Weight 1.4kg.



Resistance for TRIAC ST

**Ref. : 217R**



Hot welding gun HOT JET S

**Ref. : 218**

Particularly suitable for welding wall covering.  
Power 460W. Weight 0.6kg.



Resistance for HOT JET S

**Ref. : 218R**



KFU1000E groover

**Ref. : 125**

For clean grooving with adjustment of the cutting height (0 to 4.5mm)  
Power 900W  
Weight 4.9kg.  
Safety system.  
Guid disc and recovery bag.



MINI FLOOR

**Ref. : 193**

Automatic welder for Triac welding gun. Easy to use and to transport (3.5kg).  
Delivered without welding gun.



#### Mitre shear

**Ref. : 158**

Mitre shear for cutting skirting and profiles.



#### Hot-melt adhesive gun

**Ref. : 148**

To install skirting easily with a clean, perfect and strong adhesion



#### Adhesive sticks for hot-melt adhesive gun 5kg/68 sticks

**Ref. : 152**

68 sticks in a plastic buckets (5kg) to glue 340 to 410 m of skirting.



#### Skirting mitre tool

**Ref. : 153**

For notching of decorative skirtings.



#### Complete PVC laying case

**Ref. : 219**

Case containing the essential tools to install PVC floorcovering.

#### Complete linoleum laying case

**Ref. : 220**

Case containing the essential tools to install linoleum floorcovering.



- 1 cork block & 1 hammer for bonding
- 2 knives (5 straight & 5 hooked blades)
- 1 ruler + box
- 1 skirting trimmer
- 2 fast nozzle (PVC & triangular)
- 1 groover +10 blades
- 1 quarter moon + trimming guide
- 1 trimmer for difficult trimming
- blades for difficult trimming
  - diam 6 (x2)
  - diam 12 (x2)
  - flat (x2)
  - pointed (x2)

- 1 long and 1 short scribe (with blades and spare tips)
- 1 cork bonding block
- 2 knives (5 straight & 5 hooked blades)
- 1 ruler + box
- 1 thermogroover
- 1 linoleum fast nozzle
- 1 quarter moon + trimming guide
- 1 trimmer for difficult trimming
- blades for difficult trimming diam 6 (x2)



## The essential of installation for Marmoleum®

Stainless steel convex ruler set

**Ref. : 201**

Set of 1x0.60m, 1x2.10m in one box  
h.8cm/diam.20cm.



Groover

**Ref. : 115**

Groove the joints for hot welding operation.



Knife with 5 blades

**Ref. : 202 straight blades**

**Ref. : 203 hook blades**

In aluminum with plastic sheath (with 5 straight blades or 5 hook blades).



LINO fast welding nozzle

**Ref. : 121**

For hot welding with diameter of 4mm.



Forbo trimmer

**Ref. : 103**

Makes a clean edge to strips so that clean joints can be made. It also cuts 5, 10, 15, 20, 25 and 30 mm wide decorative strips (using the different block provided).



MOZART trimmer

**Ref. : 190**

For trimming hot weld in two steps with a single tool. (perfect for compact and wall PVC).



Cork bonding block

**Ref. : 205**

For bonding hammering without leaving any marks. Dimensions : 300 x 120 x 25mm. Made of cork. Essential for laying flexible flooring.



Forbo roller

**Ref. : 212**

The only tool to efficiently transfer adhesive to the back of the flooring. Width 50cm. Weight 50kg. Essential for laying flexible flooring.



Long scribe

**Ref. : 101**

For tracing around the periphery of a wall profile by simple transfer. Essential for laying linoleum flooring.



Short scribe

**Ref. : 102**

For tracing joints, step noisers and for connecting strips with preformed linoleum skirting. Essential for laying linoleum flooring.



Hot welding gun TRIAC ST

**Ref. : 217**

For making welds in flexible flooring. Power 1600W. Weight 1.4kg.



Quarter moon knife

**Ref. : 117**

For trimming hot weld in two steps (with trimming guide)



Trimming guide

**Ref. : 118**

For trimming hot weld in two steps (with quarter moon).





# The essential of adhesive for Marmoleum®

Resin free wet bonding adhesive

**Ref. : MarmoGL**

Gumming time from 0 to 5mn. Open time from 15 to 20mn.

Consumption: 350 to 400 g/sqm.

It is recommended that a regularly replaced and recut type TKB/B1 notched spatula should be used.

The minimum working temperature is +10°C (recommended + 15°C).

The adhesive can be kept for 12 months in an ambient room.

The maximum relative humidity of the air shall be 70% (recommended < 65%).

Bucket of 14kg.



Linoleum with jute backing

Resin free wet bonding adhesive, solvent free and low VOC

**Ref. : MarmoGL green**

Gumming time from 0 to 5mn. Open time from 15 to 20mn.

Consumption: 300 to 350 g/sqm.

It is recommended that a regularly replaced and recut type TKB/B1 notched spatula should be used.

The minimum working temperature is +10°C (recommended + 15°C).

The adhesive can be kept for 12 months in an ambient room.

The maximum relative humidity of the air shall be 70% (recommended < 65%).

Bucket of 11kg.



Linoleum with jute backing

Acrylic adhesive in solvent-free aqueous dispersion

**Ref. : V40 green**

Gumming time from 5 to 20mn. Open time from 50 to 60mn.

Consumption: 250 to 300 g/sqm for Marmoleum decibel.

Consumption: 350 g/sqm for Marmoleum modular.

It is recommended that a regularly replaced and recut type TKB/A2(decibel) and B1 (modular) notched spatula should be used.

The minimum working temperature is +15°C to 25°C.

The adhesive can be kept for 15 months in an ambient room.

The maximum relative humidity of the air shall be 70% (recommended < 65%).

Bucket of 13kg.



Linoleum with polyolefin backing (decibel)  
Linoleum with polyester backing (modular)

Kit LINO Doctor

**Ref. : 3159**

Repair adhesive for bumps and bubbles of installed marmoleum floorcovering with jute backing.

**Repair set : 1 bottle (500ml) + 2 injection syringe.**



## Preformed Marmoleum® skirting and corners

All of the Marmoleum skirtings/strips are available on demand (please see the terms for special page 41 or contact your customer service).

Marmoform skirting 2,5 mm

**Ref. : skirting + floor reference**

Box of 13 skirtings of L:2,4m x l:5cm x h:10cm (31,2m per box).

Marmoform inner skirting 2,5 mm

**Ref. : inner corner + floor reference**

Box of 7 corners L:14x14cm x l:5cm x h:10cm.

Marmoform outer skirting 2,5 mm

**Ref. : outer corner + floor reference**

Box of 7 corners L:10x10cm x l:5cm x h:10cm.

Marmoform skirting 2 & 3,2 mm

**Ref. : skirting + floor reference**

Box of 13 skirtings of 2,4m (31,2m per box).

Marmoform inner skirting 2 & 3,2mm

**Ref. : inner corner + floor reference**

Box of 7 corners L:14x14cm x l:5cm x h:10cm.

Marmoform outer skirting 2 & 3,2 mm

**Ref. : outer corner + floor reference**

Box of 7 corners L:10x10cm x l:5cm x h:10cm.

Decibel Marmoform skirting

**Ref. : skirting + floor reference**

Box of 13 skirtings of L:2m x l:5cm x h:10cm (26m per box).



*Allow a fast and easy installation to ensure a perfect junction when a coving up to the wall is requested.  
N.B : a difference of batch is possible between the floor and the skirting.*

Marmoleum® strips

**Ref. : Marmostrip W + floor reference**

Per unit. Length of 2,40m, height of 5,5cm including 2,5mm of uni marmoweld.

*Linoleum strips enable a stylish and functional junction between the wall and the floor.  
Forbo's Marmostrip W provides hygienic, practical and elegant flooring.  
MarmoGL or MarmoGL green adhesives is used for gluing.*



Marmoweld

**Ref. uni : LD + floor reference**

**Ref. multicolour : MC + floor reference (on some references)**

Coil of 50m.

*Welding allow the junction between strip edges.  
A groove is formed and the weld is then applied using a hot air gun fitted with a fast welding nozzle.*



## Marmoleum® click profile/skirting

Marmoleum® click skirting  
Box of 4 lengths of 2,40m (9,60m/box)  
ref MFxxxx

*Marmoleum® Click MF skirting of 55mm in height is a range of MDF skirting with Marmoleum facing. Installation is done with skirting glue gun or a laying adhesive.*




Marmoleum® click covering strip  
Box of 4 lengths of 2,40m (9,60m/box)  
ref MPxxxx

*Covering strip is a 2,3cm wide strip of linoleum with a tape underneath. Hide the gap leave during the Marmoleum click installation.*



MF3131 & MP3131  
Scarlet



MF3209 & MP3209  
Raven



MF3238 & MP3238  
Laguna




MF3251 & MP3251  
Lemon zest



MF3355 & MP3355  
Rosemary green




MF3358 & MP3358  
Petrol



MF3360 & MP3360  
Vintage blue



MF3363 & MP3363  
Lilac




MF3568 & MP3568  
Delta lace




MF3573 & MP3573  
Trace of nature



MF3701 & MP3701  
Moon




MF3702 & MP3702  
Liquid clay




MF3707 & MP3707  
Black hole



MF3711 & MP3711  
Cloudy sand



MF3723 & MP3723  
Nebula



MF3724 & MP3724  
Orbit



MF3858 & MP3858  
Barbados



MF3860 & MP3860  
Silver shadow



MF3866 & MP3866  
Eternity



MF3872 & MP3872  
Volcanic ash



MF3885 & MP3885  
Spring buds



MF5216 & MP5216  
Pacific beaches



MF5217 & MP5217  
Withered prairie

## The essential of installation for LVT

Knife with 5 blades

**Ref. : 202 straight blades**

**Ref. : 203 hook blades**

In aluminum with plastic sheath (with 5 straight blades or 5 hook blades).



Pressure roller

**Ref. : 188**

With 26 ball bearing for comfortable and firm pressing the seam when laying LVT flooring. Through the patented design an optimized force distribution is reached, the seam can be pressed bubble-free up into the edge area. Working width 130mm.



Anti-bounce hammer for LVT

**Ref. : 165**

For assembling LVT click planks together. Shocks absorbed. Does not leave marks.



LVT guillotine

**Ref. : 178**

For cutting LVT floorings up to 6mm. Max cutting width 210mm. Cutting angle 0-45°.





# The essential of adhesive for LVT

Colle acrylique en dispersion aqueuse sans solvant

**Ref. : V40 green**

Gumming time from 5 to 20mn. Open time from 50 to 60mn.

Consumption: 250 to 300 g/sqm

It is recommended that a regularly replaced and recut type TKB/A2 (notched spatula should be used).

The minimum working temperature is +15°C to 25°C.

The adhesive can be kept for 15 months in an ambient room.

The maximum relative humidity of the air shall be 70% (recommended < 65%).

Fût de 13 kg.



Allura dry back

Tackifier for looselay tile with PVC backing with very low VOC emission

**Ref. : V42 green**

Gumming time is approx 20-40 mn until transparency.

Consumption: 100 to 120 g/m<sup>2</sup>. Micro-fiber roller is recommended.

The minimum working temperature is +10°C.

The adhesive can be kept for 15 months in an ambient room.

The maximum relative humidity of the air shall be 70% (recommended < 65%).

Bucket of 10 kg.



Allura flex  
Allura flex decibel



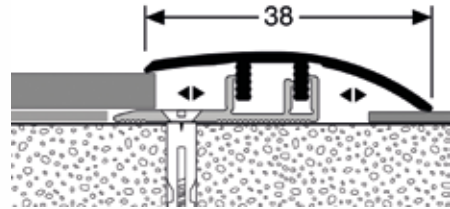
## Profile

### Adapting profile

Adapting profile for LVT floors from 3.5 to 6.5mm.

Box of 10 lengths of 1m (10m/box).

**Ref. : s576 brushed aluminum**

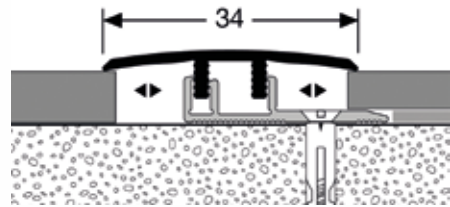


### Connecting profile

Connecting profile for LVT floors from 3.5 to 6.5mm allowing splitting when it is necessary.

Box of 10 lengths of 1m (10m/box).

**Ref. : s578 brushed aluminum**

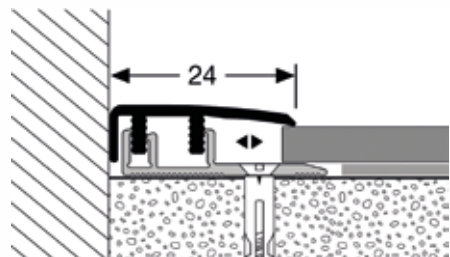


### Border profile

Border profile for LVT floors from 3.5 to 6.5mm allowing to hide the gap requested from click product.

Box of 10 lengths of 1m (10m/box).

**Ref. : s577 brushed aluminum**



## Matching skirting & ending caps

### Matching skirting

100% PVC skirting height 60mm coordinated with all reference of Allura combine collection (collection which include allura dry back, allura flex and allura click). High definition printing mass tinted.

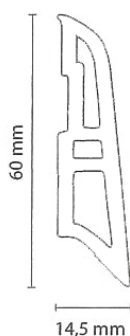
Box of 10 lengths of 2,50 m (25m/box)

|   |   |   |   |   |   |   |
|---|---|---|---|---|---|---|
|    |    |    |    |    |    |    |
| P090<br>Noir  | P100<br>Blanc   | P400<br>Gris moyen  | P650<br>Gris foncé  | P60005<br>Red cherry  | P60026<br>Classic beech   | P60064 Whitewash<br>elegant oak   |
|    |    |    |    |    |    |    |
| P60065 Honey<br>elegant oak   | P60074<br>Black rustic oak  | P60078<br>Light rustic oak  | P60082 Natural<br>rustic pine   | P60084 Bleached<br>rustic pine  | P60085 Weathered<br>rustic pine   | P60280 Giant<br>grey oak  |
|   |   |   |   |   |   |   |
| P60284 Giant<br>natural oak   | P60293<br>Steamed oak   | P60295<br>Pure oak  | P60300<br>Central oak   | P60302 Deep<br>country oak  | P60305 Light<br>honey oak   | P60306 Rustic<br>anthracite oak   |
|  |  |  |  |  |  |  |
| P60350 White<br>autumn oak  | P60353 Classic<br>autumn oak  | P60356 Grey<br>autumn oak   | P60373 Golden<br>collage oak  | P60374 Natural<br>collage oak   | P60375 Grey<br>collage oak  | P60376 Chocolate<br>collage oak   |
|  |  |  |  |  |  |  |
| P61241<br>Grey seagrass   | P61255<br>Natural seagrass  | P62404<br>Black slate   | P62418<br>Charcoal concrete   | P62419<br>Nero concrete   | P62485<br>Taupe sand  | P62488<br>White sand  |
|  |  |  |   |   |   |   |
| P62522<br>Natural concrete  | P62523<br>Grigio concrete   | P63776<br>Silver stream   |   |   |   |   |

### Ending caps

Allow to realize a perfect finishing. Bags of 50 ending caps (25 left & 25 right)

|   |   |   |
|---|---|---|
|  |  |  |
| C100 blanc  | C113 gris alu   | C467 chêne clair  |
|  |  |  |
| C517 chêne brut   | C531 chêne moyen  | C650 gris foncé   |
|  |   |   |
| C771 chêne original   |   |   |



# GLUED PVC

## The essential of installation for glued PVC

Stainless steel convex ruler set

**Ref. : 201**

Set of 1x0.60m, 1x2.10m in one box  
h.8cm/diam.20cm.



Quarter moon knife

**Ref. : 117**

For trimming hot weld in two  
steps (with trimming guide)



Knife with 5 blades

**Ref. : 202 straight blades**

**Ref. : 203 hook blades**

In aluminum with plastic sheath (with 5  
straight blades or 5 hook blades).



Trimming guide

**Ref. : 118**

For trimming hot weld in two steps  
(with quarter moon).



Forbo trimmer

**Ref. : 103**

Makes a clean edge to strips so that clean  
joints can be made. It also cuts 5, 10, 15,  
20, 25 and 30 mm wide decorative strips  
(using the different block provided).



Cork bonding block

**Ref. : 205**

For bonding hammering without  
leaving any marks. Dimensions :  
300 x 120 x 25mm. Made of cork.  
Essential for laying flexible flooring.



Groover

**Ref. : 115**

Groove the joints for hot  
welding operation.



Hot welding gun TRIAC ST

**Ref. : 217**

For making welds in flexible  
flooring.  
Power 1600W.  
Weight 1.4kg.



PVC fast welding nozzle

**Ref. : 119**

For hot welding with  
diameter of 4mm.



Skirting trimmer

**Ref. : 206**

Easy and fast trimming of the  
skirting without marking.



MOZART trimmer

**Ref. : 190**

For trimming hot weld in two steps  
with a single tool. (perfect for compact  
and wall PVC).





## The essential of adhesive for PVC glued

Acrylic adhesive in solvent-free aqueous dispersion

**Ref. : V22**

Gumming time from 10 to 15 mn. Open time 60 mn.

Consumption : 250 to 300 g/m<sup>2</sup>.

It is recommended that a regularly replace type A2 notched spreader should be used.

The minimum working temperature is +10°C.

The adhesive can be kept for 15 months in an ambient room.

The maximum relative humidity of the air shall be 70% (recommended < 65%).

Bucket of 13 kg.



Acoustic vinyl  
Compact vinyl

Acrylic adhesive in solvent-free aqueous dispersion and very low VOC

**Ref. : V22 green**

Gumming time from 10 to 15 mn. Open time 60 mn.

Consumption : 250 to 300 g/m<sup>2</sup>.

It is recommended that a regularly replace type A2 notched spreader should be used.

The minimum working temperature is +10°C.

The adhesive can be kept for 15 months in an ambient room.

The maximum relative humidity of the air shall be 70% (recommended < 65%).

Bucket of 13 kg.



Acoustic vinyl  
Compact vinyl

Contact glue, very powerfull, waterbased and very low VOC

**Ref. : ContactGL green**

Consumption : 150 g/m<sup>2</sup> per pass

A very finely notched regularly replaced or recut A1 trowel or brush is recommended.

The minimum working temperature is +10°C.

The adhesive can be kept for 12 months in an ambient room.

Bucket of 7,5 L



Sarlon complete step

PVC welding rod

**Ref. : flooring reference**

Welding rod for the junction between strip edges

Coil of 50 (sarlon - surestep - eternal - novilux - onyx - sphaera)

Coil of 100 m (colorex)



Coldwelding type A

**Ref. : 869301**

This treatment is recommended for floorings.

Consumption: 1 tube for 20 linear meter.

Box of 30 tubes of 44g



# GLUED PVC


## Technical profile

Single overlap finish profile

**Ref. : 3112 grey**

This profile is placed at the top of the skirting upstand. It covers the top edge of the skirting upstand and is perfectly watertight. Suitable for painted wall.

Box of 50 lengths of 2m (100m/box)



Double overlap finish profile

**Ref. : 3111 grey**

This profile is placed at the top of the skirting upstand. It covers the top edge of the skirting upstand and is perfectly watertight. Suitable in association with protection wall.

Box of 50 lengths of 2m (100m/box)

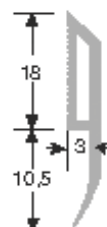


Shock resistant finish profile

**Ref. : 3128 grey**

This profile is used as a finish element for the top of a skirting upstand for PVC or Linoleum flooring. It can also absorb shocks from rolling objects or single-disk machines.

Box of 50 lengths of 2m (100m/box)

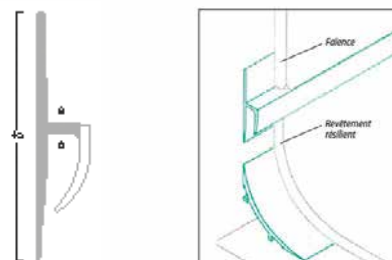


Ceramic tile / PVC skirting junction

**Ref. : 3137 black / 3138 grey / 3139 white / 3140 brown**

This profile is placed before the first row of ceramic wall tiles and before the skirting upstand. It provides a waterproof joint between ceramic tiles and the flexible flooring in wetrooms.

Box of 50 lengths of 2.5m (125m/box)



3137  
Black



3138  
Grey



3139  
White

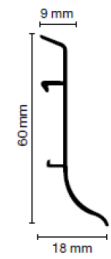


3140  
Brown

## Technical skirtings

### Ventilated skirting for damp support

This profile is used as skirting on a system combining Sarlibase TE + flooring or modul'up TE floorcovering. It ventilated the damp support. It is applied after the flooring using screws or a laying mastic. box of 20 lengths of 2m (40m/box).



Ref PV146 gris foncé



Ref PV130 beige



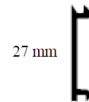
Ref PV413 chêne brut



Ref PV117 blanc



Ref PV771 béton argent




### Hot weldable skirting

**Ref. : 3141 black / 3142 grey / 3143 white / 3144 brown**

This profile is placed at the bottom of a wall to provide a waterproof skirting upstand. It can be hot welded to the flooring to get optimal waterproof system.

Box of 20 lengths of 2m (40m/box).



3141  
Black



3142  
Grey



3143  
White



3144  
Brown



### Complete skirting for new support

**Réf. : 3185 white / 3186 grey**

Profilé de finition rigide assurant la fonction de forme d'appui pour angle et de finition. Adapté au support neuf.

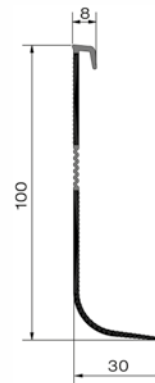
Box of 40 lengths of 2.50 (100m/box).



3185  
White



3186  
Grey



### Complete skirting for old support

**Réf. : 3151 grey / 3152 white / 3153 beige**

Profilé de finition souple assurant la fonction de forme d'appui pour angle et de finition. Adapté au support ancien.

Box of 10 lengths of 3m (30m/box).




3151  
Grey



3152  
White



3153  
Beige



# GLUED PVC

## Decorative skirtings

Decorative skirtings in 60, 80 and 100 mm

Semi rigid PVC skirting available in 7 colors in following height : 60, 80 and 100 mm.

Box of 20 lengths of 2.5m (50m/box)

Please indicate, during your order, the height requested with the reference.

E.g: 1940 - 80 (white color in 80mm)



1940  
Blanc



2250  
Noir



4000  
Gris clair



4005  
Taupe clair



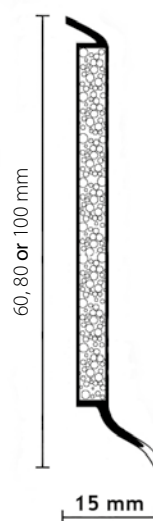
5005  
Tabac



6050  
Taupe foncé



6500  
Gris foncé



Following references are only available in 60mm



1070  
Light yellow



2060  
Light green



3010  
Grège



3020  
Beige



3061  
Blue



6020  
Dark blue





# Tactile tiles and strips


## Tactile tiles

In accordance with NF P98-351.

Tactile tiles are a tactile warning surface for the visually impaired to recognize a change in level.

- Slip resistance surface
- Scratch and tearing resistance
- Cigarette resistance
- Fire class M2.

Box of 4 tiles of 425x1360mm.



3170  
Blanc



3172  
Gris foncé



3173  
Rouge



3176  
Jaune



3177  
Marron



3178  
Noir

## Tactile strips

Tactile strips help improve circulation by allowing users to navigate with their white cane through vast spaces and find their way to reception or the exits.

Box of 15 strips of 150x600mm.



3070  
Blanc



3071  
Gris clair



3072  
Gris foncé



3073  
Rouge



3076  
Jaune



3077  
Marron



3078  
Noir



## Riser adhesive strips

Coloured adhesive strips to create a visual contrast between the first and last risers.

A quick and easy-to-fit solution in accordance with accessibility regulations.

- Self-adhesive
- UV resistance
- Detergent resistance
- Compliant with regulation
- No drying time

Box of 1 roll of 100mm x 10m.



A445  
Blanc



A446  
Jaune



A447  
Noir

# LOOSELAY PVC

## The essential of installation for looselay PVC

Stainless steel convex ruler set

**Ref. : 201**

Set of 1x0.60m, 1x2.10m in one box  
h.8cm/diam.20cm.



Skirting trimmer

**Ref. : 206**

Easy and fast trimming of the  
skirting without marking.



Knife with 5 blades

**Ref. : 202 straight blades**

**Ref. : 203 hook blades**

In aluminum with plastic sheath (with 5  
straight blades or 5 hook blades).



Coldwelding type A

**Ref. : 869301**

This treatment is recommended  
for floorings.

Consumption: 1 tube for 20 linear

meter.

Box of 30 tubes of 44g



Forbo trimmer

**Ref. : 103**

Makes a clean edge to strips so that clean  
joints can be made. it also cuts 5, 10, 15,  
20, 25 and 30 mm wide decorative strips  
(using the different block provided).



Modul'up adhesive

**Ref. : 792**

Must be used to install Modul'up  
flooring on an old support (e.g.  
asbestos). Refer to the  
installation instruction for the  
application of the adhesive.

Roll of 50m x 100mm in individual  
box.



# Skirtings

## Modul'up complete skirting

PVC skirting to ensure a complete seaming between the wall and the floor when the floorcovering covered the complete skirting.

Ask the product data sheet to get all installation instruction of this skirting.

Box of 10 lengths of 2.5m (25m/box).



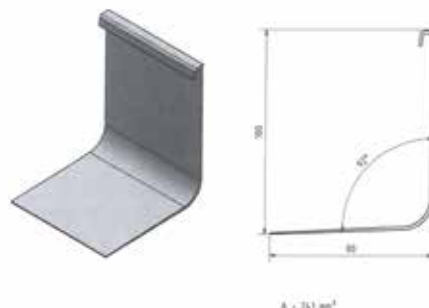
PCA1940  
Blanc



PCA3010  
Beige



PCA6500  
Gris foncé



## Forbo Dry Tape 50 & 85

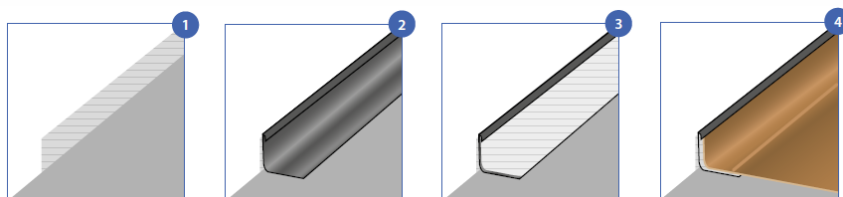
50 : réf 793

85 : réf 794

Forbo Dry Tape has been developed for Modul'up floorcovering and specifically in association with modul'up complete skirting

-Suitable for: Forbo Modul'up Complete skirting, Flexible PVC skirting & PVC floorcovering coving

-Suitable for use on: Plaster, Brickwork, Metal (untreated), Painted surfaces, Plastics, Wood, Concrete, Ceramics, Gypsum (primed), Wallpaper, Smoothing compound (primed).



## Recover skirting 100% PVC

PVC skirting allowing a current skirting in place in wood or ceramics.

Specificly developped to adapt of skirting:

- up to 14mm of thickness

- up to 100mm of height

Box of 20 lengths of 2.5m (50m/box).



PAR1940  
Blanc



PAR4005  
Taupe clair



PAR6500  
Gris foncé



## The essential of installation & adhesive for Flotex



Stainless steel convex ruler set  
**Ref. : 201**  
Set of 1x0.60m, 1x2.10m in one box  
h.8cm/diam.20cm.



Knife with 5 blades  
**Ref. : 202 straight blades**  
**Ref. : 203 hook blades**  
In aluminum with plastic sheath (with 5  
straight blades or 5 hook blades).



Skirting trimmer  
**Ref. : 206**  
Easy and fast trimming of the  
skirting without marking.

## Adhesives

Acrylic adhesive in solvent-free aqueous dispersion

**Ref. : V22**

Gumming time from 10 to 15 mn. Open time 60 mn.

Consumption : 250 to 300 g/m<sup>2</sup>.

It is recommended that a regularly replace type A2 notched spreader should be used. The minimum working temperature is +10°C.

The adhesive can be kept for 15 months in an ambient room.

The maximum relative humidity of the air shall be 70% (recommended < 65%).

Bucket of 13 kg.



Flotex sheet

Acrylic adhesive in solvent-free aqueous dispersion and very low VOC

**Ref. : V22 green**

Gumming time from 10 to 15 mn. Open time 60 mn.

Consumption : 250 to 300 g/m<sup>2</sup>.

It is recommended that a regularly replace type A2 notched spreader should be used. The minimum working temperature is +10°C.

The adhesive can be kept for 15 months in an ambient room.

The maximum relative humidity of the air shall be 70% (recommended < 65%).

Bucket of 13 kg.



Flotex sheet

Tackifier for textile and vinyl tiles with PVC backing with very low VOC emission

**Ref. : V42 green**

Gumming time is approx 20-40 mn until transparency.

Consumption: 100 to 120 g/m<sup>2</sup>. Micro-fiber roller is recommended.

The minimum working temperature is +10°C.

The adhesive can be kept for 15 months in an ambient room.

The maximum relative humidity of the air shall be 70% (recommended < 65%).

Bucket of 10kg.



Flotex tiles

## Flotex® Borders

### Flotex® decorative strips


This strip is designed to make a skirting or a joint between different patterns.

This decorative strip matches perfectly with all patterns in the Flotex Colour collection but it can also be used with other collection.

Box of 15m. Height available : 11cm (211xxx) or 22 cm (232xxx).



211088 - 232088  
Evergreen




211083 - 232083  
Berry



211016 - 232016  
Indigo



211085 - 232085  
Citrus



211081 - 232081  
Cocoa



211096 - 232096  
Electric




211099 - 232099  
Gold



211046 - 232046  
Grey



211100 - 232100  
Lilac




211072 - 232072  
Melon



211087 - 232087  
Moss



211044 - 232044  
Nimbus



211076 - 232076  
Pebble



211091 - 232091  
Pink



211008 - 232008  
Red




211007 - 232007  
Petrol



211003 - 232003  
Tangerine




211110 - 232110  
Tempest




211093 - 232093  
Truffle



211094 - 232094  
Cinnamon



211031 - 232031  
Ash



211114 - 232114  
Chocolate





## The essential of installation & adhesive for textile

Stainless steel convex ruler set

**Ref. : 201**

Set of 1x0.60m, 1x2.10m in one box  
h.8cm/diam.20cm.



Skirting trimmer

**Ref. : 206**

Easy and fast trimming of the  
skirting without marking.



Knife with 5 blades

**Ref. : 202 straight blades**

**Ref. : 203 hook blades**

In aluminum with plastic sheath (with 5  
straight blades or 5 hook blades).



Cork bonding block

**Ref. : 205**

For bonding hammering without  
leaving any marks. Dimensions :  
300 x 120 x 25mm. Made of cork.  
Essential for laying flexible flooring.



## Adhesives

Acrylic adhesive in solvent-free aqueous dispersion and very low VOC

**Réf. : V22 green**

Gumming time from 10 to 15 mn. Open time 60 mn.

Consumption : 250 to 300 g/m<sup>2</sup>.

It is recommended that a regularly replace type A2 notched spreader should be used.

The minimum working temperature is +10°C.

The adhesive can be kept for 15 months in an ambient room.

The maximum relative humidity of the air shall be 70% (recommended < 65%).

Bucket of 13 kg.



Needlefelt  
Coral

Resin free wet bonding adhesive, solvent free and low VOC

**Ref. : MarmoGL green**

Gumming time from 0 to 5mn. Open time from 15 to 20mn.

Consumption: 300 to 350 g/sqm.

It is recommended that a regularly replaced and recut type TKB/B1 notched spatula  
should be used.

The minimum working temperature is +10°C (recommended + 15°C).

The adhesive can be kept for 12 months in an ambient room.

The maximum relative humidity of the air shall be 70% (recommended < 65%).

Bucket of 11kg.



Needlefelt

Tackifier for textile and vinyl tiles with very low VOC emission

**Ref. : V41 green**

Gumming time is approx 1 to 4 hours depending on the ambient temperature  
and the porosity of the support.

Consumption: 100 to 150 g/m<sup>2</sup>. Micro-fiber roller is recommended.

The minimum working temperature is +10°C.

The adhesive can be kept for 15 months in an ambient room.

The maximum relative humidity of the air shall be 70% (recommended < 65%).

Bucket of 10kg.



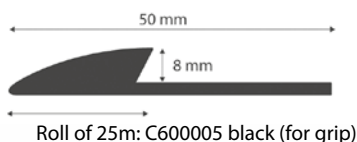
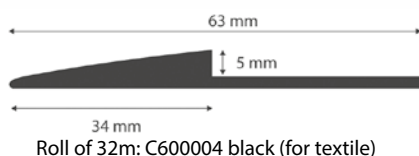
Dalle textile tufté

## Coral® profile

Coral® transition profile

**Ref. : C600004 black / C600005 black**

Profiles used for edging of Coral entrance mats.  
Gluing is done in using a tube of Typ C colwelding (see page 34).



Coral® junction strip

**Ref. : C600006 black**

Makes a junction between two Coral entrance mats by straddling the two mats.  
Gluing is done in using a tube of Typ C colwelding (see page 34).  
Roll of 50m.



## Showtime nuance skirting

We provide in association with Needlefelt Showtime nuance collection 20 references of skirting made in showtime nuance (uni colors) which can be matched with nuance and experience floorcovering collection.  
Packaging: roll of 40m

**On stock** 20 references of skirting without **needle finishing** of 9,5 cm in the height.  
Skirting references on stock are indicated under tabletops with the article code of Showtime nuance + N letter

**On demande** and under condition **needle finishing** on 1cm in the height  
Please ask your customer for this special or find some explanation page 39.



900233N  
plinthe ficelle



900230N  
plinthe argent




900201N  
plinthe souris



900208N  
plinthe olive



900216N  
plinthe rouge




900204N  
plinthe camel



900213N  
plinthe grège




900202N  
plinthe gris moyen



900218N  
plinthe kaki



900206N  
plinthe rose indien



900214N  
plinthe fauve



900244N  
plinthe taupe



900212N  
plinthe anthracite



900228N  
plinthe émeraude



900227N  
plinthe violet



900224N  
plinthe chocolat



900234N  
plinthe cacao



900209N  
plinthe carbone



900207N  
plinthe bleu canard



900217N  
plinthe indigo

# WETROOM

## The essential of installation & adhesive for Wetroom system

Stainless steel convex ruler set

**Ref. : 201**

Set of 1x0.60m, 1x2.10m in one box  
h.8cm/diam.20cm.



Knife with 5 blades

**Ref. : 202 straight blades**

**Ref. : 203 hook blades**

In aluminum with plastic sheath (with 5  
straight blades or 5 hook blades).



Cork bonding block

**Ref. : 205**

For bonding hammering without  
leaving any marks. Dimensions : 300 x  
120 x 25mm. Made of cork. Essential for  
laying flexible flooring.



PVC fast welding nozzle

**Ref. : 119**

For hot welding with  
diameter of 4mm.



MOZART trimmer

**Ref. : 190**

For trimming hot weld in two steps  
with a single tool. (perfect for compact  
and wall PVC).



Little groover for Floor&Wall

**Ref. : 167**

Ergonomic groover with 2  
adjustable blades (3.5mm blades).  
Easy to use. Grooved up to  
skirting. Perfect to groove PVC  
wall covering.



Triangular fast welding nozzle  
(wall)

**Ref. : 207**

Particularly suitable for wall  
coverings and also lacquered PVC  
flooring



Knife for siphon

**Ref. : 200**

To cut flooring so that it will fit  
into the collar of the PVC floor  
trap.



Hot welding gun HOT JET S

**Ref. : 218**

Particularly suitable for  
welding wall covering.  
Power 460W. Weight 0.6kg.



## Adhesives

Acrylic adhesive in solvent-free aqueous dispersion and very low VOC

**Ref. : V22 green**

Gumming time from 10 to 15 mn. Open time 60 mn.

Consumption : 250 to 300 g/m<sup>2</sup>.

It is recommended that a regularly replace type A2 notched spreader should be used.

The minimum working temperature is +10°C.

The adhesive can be kept for 15 months in an ambient room.

The maximum relative humidity of the air shall be 70% (recommended < 65%).

Bucket of 13 kg.



Acrylic adhesive in solvent-free aqueous dispersion

**Ref. : V22**

Gumming time from 10 to 15 mn. Open time 60 mn.

Consumption : 250 to 300 g/m<sup>2</sup>.

It is recommended that a regularly replace type A2 notched spreader should be used.

The minimum working temperature is +10°C.

The adhesive can be kept for 15 months in an ambient room.

The maximum relative humidity of the air shall be 70% (recommended < 65%).

Bucket of 13 kg.



Coldwelding type C

**Ref. : 869501**

A type C coldwelding is recommended for wall covering (bottom of the Onyx in  
the wetroom system) thus making the covering waterproof.

Consumption: 1 tube for 15m.

Box of 30 tubes of 44g.



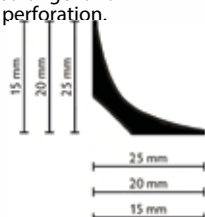
## Profile

Cover former

**Ref. : 3009 white / 3109 black / 3209 black**

- 3009 = 15 x 15 : this form is used vertically in inner corner so that the wall covering matches corners perfectly.
- 3109 = 20 x 20 : this form is used at the bottom of partitions. Provides backing for the flooring to rise with a rounded profile, thus making corners last longer and improving aesthetics, while preventing perforation.
- 3209 = 25 x 25 : same function as the 20 x 20 profile but appropriate for more rigid flooring.

Box of 20 lengths of 2,5m (50m/box)

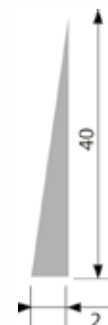


Reducer profile

**Ref. : 3801 white**

This reducer is adapted to the shower system and is placed above the skirting upstand. It compensates for the thickness of the flooring for installation of the wall covering.

Box of 40 lengths of 2,5m (100m/box)



## Siphons

Extra low trap with  $\varnothing$  50 mm horizontal outlet

**Ref. : 6321 Freja**

Typical slab thickness. Shower system. Low point of the shower point, drains waste water.

Installed by the plumber.

Box of 1 siphon.



Special renovation trap  $\varnothing$  50 mm vertical outlet

**Ref. : 6330 brage**

High slab thickness. Shower system. Low point of the shower point, drains waste water.

Installed by the plumber.

Box of 1 siphon.



Extra low trap with  $\varnothing$  50 mm vertical outlet

**Ref. : 6347 duschbrunn**

Typical slab thickness. Shower system. Low point of the shower point, drains waste water.

Installed by the plumber.

Box of 1 siphon.



Steel floor trap

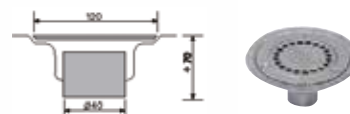
**Ref. : 6348 / 6348V**

Vertical outlet. Suitable for wetroom, shower system. Very robust equipment guaranteed for life and designed for heavy duty use. Recommended for hospitals and retirement homes.

Also available in version with tamper-proof grill.

Installed by the plumber.

Box of 1 siphon.



PVC visible waterproofing threshold

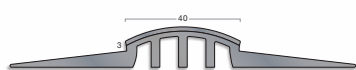
Used in wetroom and with shower system, as a door rabbet. It make the junction and waterproofing, and prevents water from passing from the wetroom to the bedroom. Gluing is done directly on the screed before flooring is installed.

Box of 10 lengths of 2m (20/box).

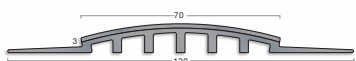
Visible threshold colored 40 mm

Visible threshold colored 70 mm

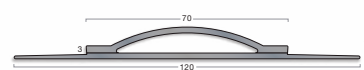
Visible bellows threshold colored with 70 mm



**Ref. : 3108x**



**Ref. : 3114x**



**Ref. : 3194x**



31084 Blanc  
31144 Blanc  
31944 Blanc



31085 beige  
31145 beige  
31945 beige



31086 café  
31146 café  
31946 café



31087 plomb  
31147 plomb  
31947 plomb



31088 bleu  
31148 bleu  
31948 bleu



31089 noir  
31149 noir  
31949 noir

## The essential of installation & adhesive for Colorex

041 neodis EL

**Ref. : 041**

Conductive primer must be used for dissipative/conductive installation before the copper tape and the conductive adhesive.  
Consumption: 150g/m<sup>2</sup>.  
Bucket of 10L.



V23 ESD green

**Ref. : V23ESD green**

Solvent-free conductive adhesive with very low emission of VOC.  
Consumption : 300 g/m<sup>2</sup>.  
Bucket of 12kg.



Stainless steel convex ruler set

**Ref. : 201**

Set of 1x0.60m, 1x2.10m in one box  
h.8cm/diam.20cm.



MINI FLOOR

**Ref. : 193**

Automatic welder for Triac welding gun. Easy to use and to transport (3.5kg).  
Delivered without welding gun.



Knife with 5 blades

**Ref. : 202 straight blades**

**Ref. : 203 hook blades**

In aluminum with plastic sheath (with 5 straight blades or 5 hook blades).



PVC fast welding nozzle

**Ref. : 119**

For hot welding with  
diameter of 4mm.



Welding car

**Ref. : 192**

Professional tool to make an easier job with hand hot air tools. For short lanes as well as large areas. Due to front and back rollers the system can lead stabilised in the grooved seam. Working angle adjustable.



MOZART trimmer

**Ref. : 190**

For trimming hot weld in two steps with a single tool. (perfect for compact and wall PVC).



Hot air Electron

**Ref. : 216**

To heat profile in PVC and floor in PVC and Linoleum for an easier installation.



Groover

**Ref. : 115**

Groove the joints for hot welding operation.



Hot welding gun TRIAC ST

**Ref. : 217**

For making welds in flexible flooring.  
Power 1600W.  
Weight 1.4kg.



Forbo - Groover

**Ref. : 133**

for easy grooving operation of joint before hot welding. Can fit on a thermal heater.



Forbo roller

**Ref. : 212**

The only tool to efficiently transfer adhesive to the back of the flooring. Width 50cm. Weight 50kg. Essential for laying flexible flooring.





# Profiles

## Copper tape

**Ref. : 39510**

For rooms in which a conductive or dissipative floor is necessary. It is used under conductive or dissipative tiles and transfers electrostatic charges to the earth. It is glued using a conductive adhesive.  
Rolls of 50m.



## Colorex SD/EC/plus skirting

**Ref. : 1600 + last 2 numbers of the flooring ref**

For forming skirting with strips for tile flooring. Glued using acrylic or conductive adhesive according to specifications.

Dimensions: strip height 15cm (10cm on the wall and 5cm on the floor).  
Box of 2 rolls of 12.30m each (24.6m)




## Inner & outer corner Colorex SD/EC/plus

**Ref. : Inner corner : 1700 + last 2 numbers of the flooring ref**  
**Outer corner : 1800 + last 2 numbers of the flooring ref**

For making inner and outer corner for colorex installation. Glued using an acrylic or conductive adhesive according to specification.

Dimension: height 10cm (wall) / width 5cm (floor).  
Per unit



## Colorex plus ventilated skirting

**Ref. : 84340 light grey / 84396 dark grey**

Plinthe ventilée avec cœur en MDF.  
Dimensions : Hauteur 68 mm environ / largeur 22 mm environ.

Box of 10 lengths of 2.5m (25m/box).



## Colorex plus inner and outer corner for ventilated skirting

**Ref. : inner 84400 light grey / inner 84401 dark grey**  
**outer 84402 light grey / outer 84403 dark grey**

Makes the junction between ventilated skirting in inner and outer corners for a perfect finish.  
Box of 10 pieces.



## Connection profile

**Ref. : 84398 light grey / 84399 dark grey**

Makes the junction between two lengths of ventilated skirting for a perfect finish.  
Box of 10 pieces.



## Colorex plus cove former

**Ref. : 280250 black**

This profile is placed at the bottom of the wall. It provides backing for the flooring to rise with a specific cove former.  
Per unit length of 1.25m.



## Colorex plus aluminum access ramp

**Ref. : R260**

For finishing borders by filling in the difference in level between tiles and support.  
Easy access for rolling heavy load  
Box of 10 lengths of 2.7m (27m/box).



## Colorex plus access ramp

**Ref. : 171500 grise / 171504 montblanc / 171505 adula / 171507 quartz / 171513 sahara / 171522 niagara / 171531 sole / 171533 fuego**

For finishing borders by filling in the difference in level between tiles and support.  
Easy access for rolling heavy load  
Per unit length of 1.22m.



# UNDERLAYMENT

## Sarlibase

### TE Sarlibase


Supply of a rotproof and waterproof flexible underlayer,  
Made of synthetic resin impregnated glass mat, grey colour, validated by Agreement Certificate no. 12/09-1567, such as SARLIBASE T.E.

The surface on the substrate side is made of a pattern of foamed bars in opposite direction, allowing the free circulation of an air gap between the substrate and the associated coverings, Vinyl Asbestos Tiles covering solution.

SARLIBASE T.E. system is suitable for all compact reinforced PVC, needlefelt textile floor coverings, certified NF-UPEC or NF UPEC.A+, described in the Agreement Certificate. Complies with the requirements of NF DTU 53-2.

Lenght 35m - Width 2m - Thickness 1.50mm

**Ref. : TE13**



### Smooth Sarlibase

Rotproof and waterproof flexible under-layer.

Supply of a rotproof and waterproof flexible under-layer, in rolls 2 metres wide, made of synthetic resin impregnated glass mat, Vinyl Asbestos Tiles covering solution, such as SARLIBASE Smooth.

SARLIBASE Smooth system is suitable for all compact reinforced PVC, Flotex and needlefelt textile floor coverings.

Lenght 35m - Width 2m - Thickness 1.10mm

**Ref. : TELIS**



### Acoustic Sarlibase

Supply of a soundproof under-layer, specially designed for SARLIBAIN shower system Comfort version, in order to improve sound reduction: impact sound reduction  $\Delta L_w \geq 18$  dB, such as SARLIBASE Acoustic.

SARLIBAIN system Comfort version combining slip-resistant floor covering (Forbo SURESTEP) with SARLIBASE Acoustic has Agreement Certificate no. 12/12-1612.

SARLIBASE Acoustic system can be associated with other compact floor coverings, for instance: ALLURA, ETERNAL, MARMOLEUM(1).

(1) Contact Forbo Flooring Technical Service department in all cases.

Lenght 35m - Width 2m - Thickness 2.00mm

**Ref. : TEAC**



## Other underlayers

Allura click 15 dB underlayer

**Ref. : U54002**


The Underlay Allura click 15 dB was designed specifically to be laid floating under Allura Click Compact flooring. As a high-quality system for reducing impact sound and walking noise, this underlay was developed to protect interlocking devices of different flooring systems and is supplied in rolls for convenience. It can be installed on the old subfloor.  
Length 10m - Width 1m - Thickness 1.50mm.



3/4" x 12" x 1/4" #+V4 g` VWdSkVd

**Ref. : SC19**

Extruded closed cell polyolefin foam underlay with anti-slip surface The underlay have been developped especially to be installed with allura click compact product without adhesive. It will be installed on new subfloor or renovated subfloor with leveling compound in accordance with the Code of Practice of your country (For installation please follow our installation recommendation). The system will provide a very good impact sound reduction (19 dB). In association with l'allura click compact, the system will provide a good residual indentation resistance at 0,05mm.



Forbo Foam

**Ref. : 6666**

Polypropylene foam for use with Quickfit panels laminated with metallised foil. The foil top layer incorporates a self-adhesive overlap of 20 cm for secure seams.

Permeability of water vapor less than to 0.46 g/m<sup>2</sup>/24h.

Can be associated with Quickfit and Marmoleum click.

Length 25m - Width 1m - Thickness 4,5mm



Quick Fit

**Ref. : 4444**

The Forbo Quickfit system comprises self-adhesive MDF panels and moisture resistant, sound insulating Forbo foam.

Forbo Quickfit offers : A rapid, smooth finish. Quick and easy installation. No visible subfloor seams. Excellent moisture barrier. Easily removable. Improved impact sound insulation in combination with Forbo Foam ( Lw = 23 dB according to EN-ISO 140-8 and 717-2).

1 pack = 3.6m<sup>2</sup> of panels in dimensions 120x60cm - Thickness 7mm (3+4).



# USEFUL INFORMATION

## ADHESIVE RECOMMENDED BY FORBO FLOORING

| Floorcovering   | Forbo adhesive                 | Consumption per m <sup>2</sup> | Bonding | Gumming time   | Open time                       | Remarks   |
|---|--------------------------------|--------------------------------|---------|--|---------------------------------|---|
| <b>Tessera</b>  | V41 green                      | 100 to 150 g                   | Simple  | 60 min (absorbant subfloor)<br>240 min (closed subfloor) | Keep its properties in the time | Standard installation with a tackifier but for a full bonding use an acrylic adhesive                 |
| <b>Flotex tiles / Flotex planks<br/>Allura flex / Allura flex 0.55 /<br/>Allura flex decibel</b>            | V42 green                      | 100 to 150 g                   | Simple  | 60 min (absorbant subfloor)<br>240 min (closed subfloor) | Keep its properties in the time | Standard installation with a tackifier for PVC backing but for a full bonding use an acrylic adhesive |
| <b>Marmoleum</b>  | MarmoGL<br>or<br>MarmoGL green | 350 to 400 g                   | Simple  | 0 to 5 min   | 15 to 20 min                    | Double bonding under the stove bar <sup>(1)</sup> . Use a Forbo roller after installation             |
| <b>Marmoleum modular</b>  | V40 green<br>or V28 green      | 350 g                          | Simple  | 5 to 10 min  | 60 min                          |   |
| <b>Marmoleum decibel</b>  | V40 green<br>or V28 green      | 250 to 300 g                   | Simple  | 10 min   | 60 min                          | Use a Forbo roller after installation   |
| <b>Flotex sheet</b>   | V22 green                      | 250 to 300 g                   | Simple  | 10 min   | 60 min                          |   |
| <b>Sarlon habitat 2s2 / 2s3<br/>Sarlon trafic 15 &amp; 19dB /<br/>Sarlon primeo / Sarlon<br/>tech 15 dB</b> | V22 green                      | 250 to 300 g                   | Simple  | 10 min   | 60 min                          |   |
| <b>Sarlon Complete step</b>   | ContactGL green                | 150 g x 2                      | Double  | 1 to 4 hours   |                                 | Double bonding  |
| <b>Habitat modal / Primeo<br/>modal</b>   | V22 green                      | 250 to 300 g                   | Simple  | 10 min   | 60 min                          |   |
| <b>Eternal</b>  | Colle V22 green                | 250 to 300 g                   | Simple  | 10 min   | 60 min                          |   |
| <b>Surestep / Sarlon compact</b>  | V22 green<br>or V40 green      | 250 to 300 g                   | Simple  | 10 min   | 60 min                          |   |
| <b>Safestep R11<br/>Safestep R12</b>  | V22 green<br>or V40 green      | 250 to 300 g                   | Simple  | 10 to 15 min   | 60 min                          |   |
| <b>Allura 0.70/0.55/0.4</b>   | V40 green<br>or V28 green      | 250 to 300 g                   | Simple  | 10 to 15 min   | 60 min                          |   |
| <b>Showtime<br/>Forte<br/>Markant</b>   | MarmoGL<br>or<br>V22 green     | 350 g                          | Simple  | 0 to 5 min   | 15 to 20 min                    |   |
| <b>Coral®</b>   | V22 green                      | 250 to 300 g                   | Simple  | 10 min   | 60 min                          |   |
| <b>Colorex SD<br/>Colorex EC</b>  | V23 ESD green                  | 300 g                          | Simple  | 10 min   | 60 min                          |   |
| <b>Onyx +</b>   | V22 green                      | 250 g                          | Simple  | 10 min   | 60 min                          |   |

Neoprene adhesive are not allowed for vinyl floorcoverings installation because of high risk of yellowing migration of polychloroprene component through PVC layers.

This non-compliance would engage the responsibility of the installer

# SPECIAL ORDER

Forbo Flooring provide you a large skirting and profile offer for your project and can offer you to personalize it on demand (RAL, NCS, floorcovering design of skirting/profile, etc.).

## Order conditions

| Marmoleum  |  |
|--|--|
| Marmoform skirting & corners   | On demande of 13 lenghts of 2,40 m for skirting and 7 pieces for corners.  |
| Marmostrip W   | 34 lenghts of 2,40 m   |
| LVT  |  |
| Matching skirting  | 3000 m without surcost<br>(uni or natural imitation)   |
| Aluminum threshold (adapting, connecting & border)                             | Only on demand. Please contact your sales reps.  |
| GLUED PVC  |  |
| Decorative skirting 60, 80 & 100 mm  | 3000 m without surcost<br>(uni RAL, NCS. no natural imitation)   |
| LOOSELAY PVC   |  |
| Recover skirting   | 3000 m without surcost<br>(uni or natural imitation)   |
| TEXTILE  |  |
| Showtime nuance skirting<br>Needle finishing : 1 cm<br>Skirting height: 9,5 cm | Available for the following skirtings,<br>associated to Showtime nuance colors<br>(Showtime nuance article code + SN) :  |
| Black needle<br>NCS 9000-N   | <div>carbone 900209SN</div> <div>anthracite 900212SN</div> <div>gris moyen 900202SN</div> <div>souris 900201SN</div> <div>argent 900230SN</div> <div>indigo 900217SN</div> <div>violet 900227SN</div> <div>rose indien 90026SN</div> <div>olive 900208SN</div> <div>bleu canard 900207SN</div> <div>emeraude 900228SN</div> <div>rouge 900216SN</div> <div>kaki 900218SN</div> |
| Brown needle<br>NCS 8010-Y70R  | <div>grège 900123SN</div> <div>taupe 900244SN</div> <div>cacao 900234SN</div> <div>chocolat 900224SN</div> <div>fauve 900214SN</div>   |
| Beige needle<br>NCS 6020-Y30R  | <div>camel 900204SN</div> <div>ficelle 900233SN</div>  |



Forbo Flooring Systems is part of the Forbo Group, a global leader in flooring and movement systems, and offers a full range of flooring products for commercial and residential markets. High quality linoleum, vinyl, textile, flocked and entrance flooring products combine functionality, colour and design, offering total flooring solutions for any environment.

#### **FORBO FLOORING SYSTEMS**

Middle East/Turkey/Maghreb/  
Africa/French Overseas/Greece  
63, rue Gosset  
B.P. 62717  
FR-51055 Reims Cedex France  
Phone: +33 3 26 77 35 00  
Fax: +33 3 26 07 18 93  
info.flooring.sc@forbo.com  
www.forbo-flooring.com

#### **FORBO RESILIENTI S.R.L**

Centro Comm. San Felice,  
Lotto 2 Int. 5  
20090 Segrate  
Italy  
Phone: +39 02 753 1488  
Fax: +39 02 753 2340  
info.flooring.it@forbo.com  
www.forbo-flooring.it

#### **FORBO PAVIMENTOS S.A.**

Pasaje Bofill, 13-15  
08013 Barcelona | Spain  
Tel.: +34 932 00 67 32  
Fax +34 932 45 69 60  
info@forbo.com  
www.forbo-flooring.es

#### **FORBO REVESTIMENTOS, SA**

Zona Industrial da Maia I,  
Sector VII  
Tv. Eng. Nobre da Costa, 87  
Apartado 6091  
4476-908 Maia  
Portugal  
Tél. +351 229 996 900  
Fax +351 229 996 909  
www.forbo-flooring.com.pt



Systèmes de management certifiés :  
qualité, environnement, santé sécurité  
et responsabilité sociale.

Find us on



**creating better environment**



FLOORING SYSTEMS